

PRO Series Specification

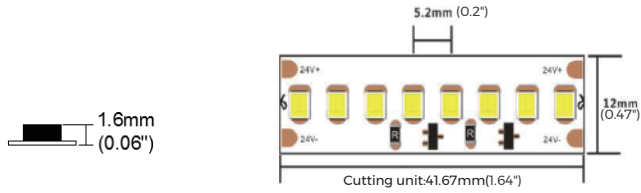

# DS8192

## 24V-12mm



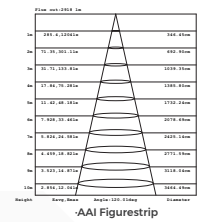
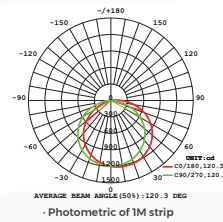
## 【General description】

- Bridgelux led integrated, High efficiency up to 148lm/w@4000K, CRI80+
- Constant current design, Same brightness from one end to another
- SDCM≤3, one Bin delivery, With life span over 60000H, 5 years warranty
- Ta: -25~40°C; Tc: 75°C (max)



## 【Dimension】

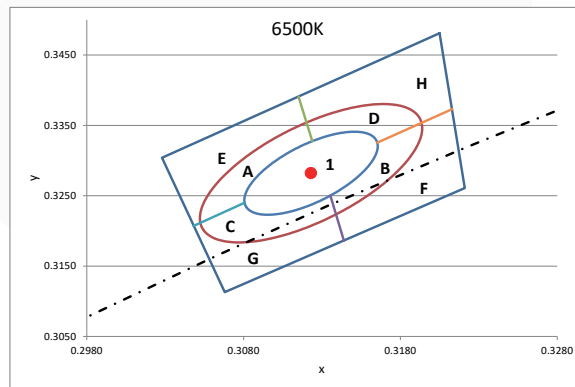
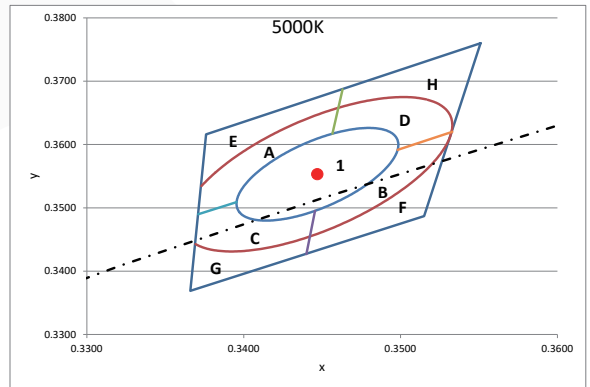
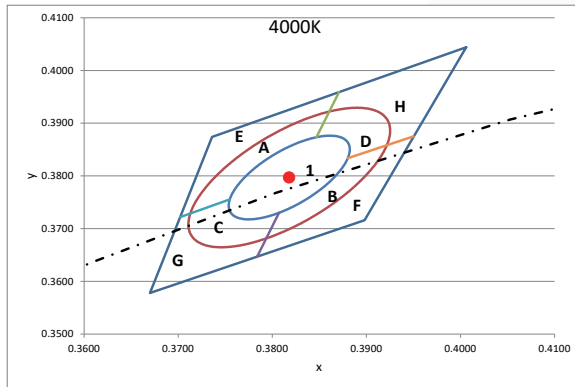
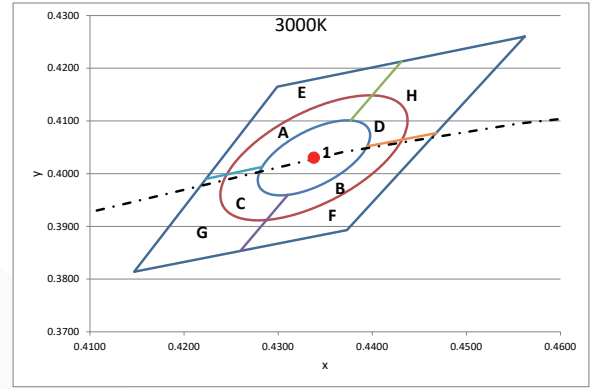
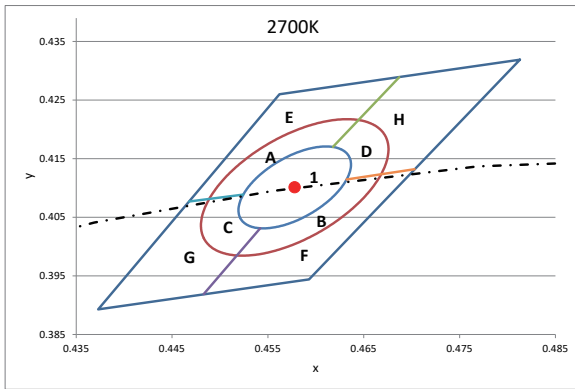
- |                                    |                                    |
|------------------------------------|------------------------------------|
| Input voltage: DC24V               | Max.length: 5000mm(16.4')          |
| CRI: 80/90                         | Cutting unit: 8leds/41.67mm(1.64") |
| Max.power: 29W(1m)                 | LED pitch: 5.2mm(0.2")             |
| Power range: 22~29W(1m)            | Min. bend diameter: Φ60mm(2.36")   |
| Rated current: 1.04A(1m) /4.2A(5m) | Mounting: 3M tape                  |
| Typical Power: 25W(1m) /100.8W(5m) | Copper foil: 3oz                   |
| tape IP: IP20                      |                                    |
| On-off times: 10000 (test times)   |                                    |
| Warranty: 5years                   |                                    |
| (Warranty is based on indoor use)  |                                    |




## 【Photo-electric Parameters】

CRI	Color	CCT	Lumen(lm/m)	Lumen(lm/ft)	lm/W	ErP 2019
Ra>80	SW	2700K	3370	545	135	E
Ra>80	WW	3000K	3550	575	142	E
Ra>80	NW	4000K	3700	600	148	D
Ra>80	DW	5000K	3700	600	148	D
Ra>80	W	6500K	3550	575	142	E
Ra>90	SW	2700K	2740	420	109	F
Ra>90	WW	3000K	2880	445	115	F
Ra>90	NW	4000K	3000	465	120	E
Ra>90	DW	5000K	3000	465	120	E
Ra>90	W	6500K	2880	445	115	F



- 1.The tolerance of output data can be vary up to 15%.
- 2.the output data tested according to IES TM-30-15.
- 3.the output data is based on IP20/1meter, data of 5m in only for reference.
- 4.IP protection process leads changes to size, CCT and luminous flux.



**[Electronic & output data]**

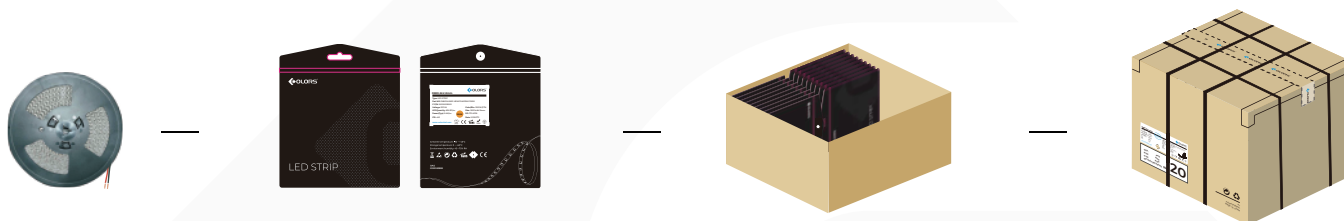
IP Process	Picture	Picture description	Size	optional CCT/color for finished product	lumen output rate
NO	 NO/IP20	No proof	12mm*1.6mm	2700K/3000K/4000K/6500K	100%

## 【Accessories Information】

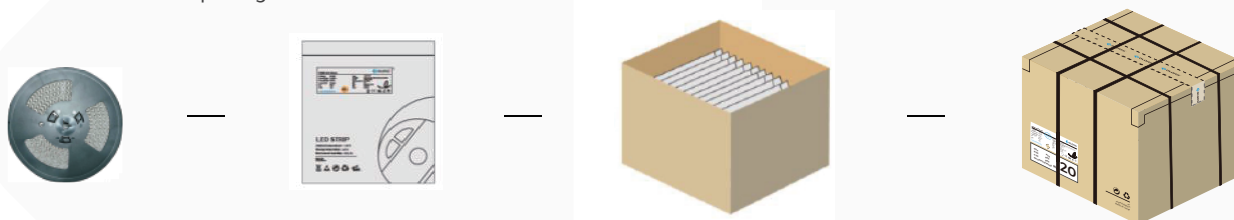
Name	Picture	Code	coding	description
Connector for wire and FPC		94-03-00-0038	TXB212-NOGA	12mm width, 2PIN connector of wire and FPC, suitable for white color strip, NO/NA, 2PIN wire 18-22AWG
Connector for FPC and FPC		94-03-00-0040	TBB212-NOGA	12mm width, 2PIN connector of FPC and FPC, suitable for white color strip, NO/NA

## 【Packing】

Colors brand package



General customized package



IP Process	Product size(mm)	Product quantity (m/reel)	Product quantity (m/case)	Product net weight(kg)	Net weight per box(kg)	Gross weight(kg)	Package size (cm)
NO	5000*12*1.6	5	250	0.178	8.9	10.235	41*41*26

Remark: data with 10% tolerance

· Engineering packaging of NO(IP20)/NA(IP65).



IP Process	Product size(mm)	Product quantity (m/reel)	Product quantity (m/case)	Product net weight(kg)	Net weight per box(kg)	Gross weight(kg)	Package size (cm)
NO	5000*12*1.5	50	500	1.78	17.8	20.47	41*41*26

Remark: data with 10% tolerance

## **【Precautions】**

- Please drive the led strip with 24VDC isolated power, and the ripple of the constant voltage source should be less than 5%.
- Please do not bend the strip into an arc with a diameter less than 60mm to ensure the longevity and reliability.
- Do not fold it in case any damage of LED beads.
- Do not pull the power wire hard to ensure the longevity. Any Crash may damage the LED light is prohibited.
- Please make sure the wire is connected to the anode and cathode correctly. The power output should be consistent with the voltage of the strip to avoid damage.
- LED lights should be stored in dry, sealed environment. Please only unpack it before usage. Ambient temperature: -25℃~40℃.Storage temperature: 0℃~60℃.Please use the strips without waterproof within indoor environment with humidity less than 70%.
- Please be careful during operation. Do not touch the AC power supply in case of electric shock.
- Please leave at least 20% power for the power supply during using to ensure there is enough power supply to drive the product.
- Do not use any acid or alkaline adhesives to fix the product (e.g.: glass cement).